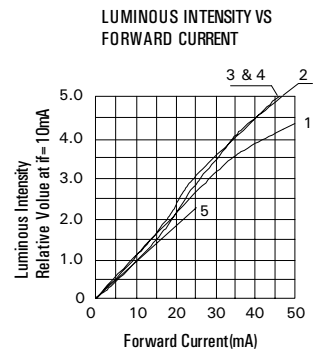
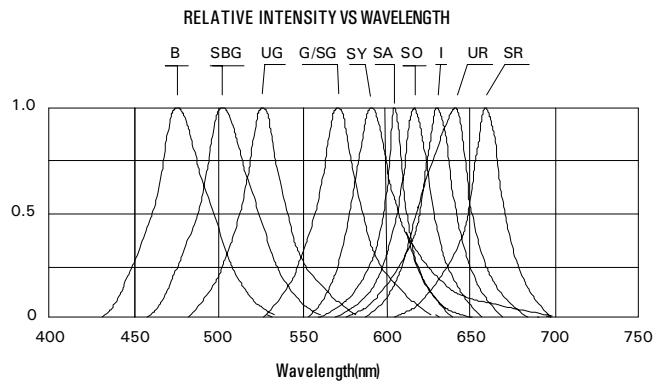
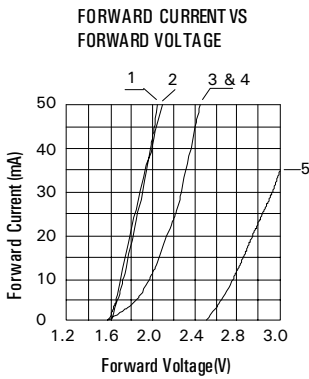


PART NO.	Common Anode	CA															
	Common Cathode	CC	KLT363 I	KLT363 SR	KLT363 G	KLT363 SG	KLT363 SY	KLT363 SA	KLT363 UR	KLT363 SO	KLT363 B/UB	KLT363 BG	KLT363 UG	KLT363 W			
OPERATING CHARACTERISTICS AT 25°C (Bigger Display may have more than one LED chip per segment)			UNITS	SYMBOL	IRE D I	SUPER RED SR	GREEN G	SUPER GREEN SG	SUPER YELLOW SY	SUPER AMBER SA	ULTRA RED UR	SUPER ORANGE SO	BLUE B/UB	BLUE GREEN BG	ULTRA GREEN UG	WHITE W	
Semiconductor Composition					AlGaAs			GaP/AlInGaP		AllnGaP			SiC / GaInN				
Forward Voltage - Typical @ 10mA			V	V _F	2.10	1.90	2.20	2.20	2.10	2.10	1.90	1.90	3.50	3.50	3.50	3.50	
Forward Voltage - Maximum @ 20 mA			V	V _{FM}	2.40	2.10	2.60	2.40	2.40	2.40	2.10	2.40	4.50	4.50	4.50	4.50	
Reverse Current @ V _R = 5V			μA	I _R	100	100	100	100	100	100	100	100	100	100	100	100	
Peak Emission Wavelength			nm	λ _p	630	660	568	568	590	610	645	620	470	502	525	---	
Emission Wavelength Half Width			nm	Δλ	35	20	30	15	15	15	20	20	25	30	35	---	
Luminous Intensity per Segment			μcd	I _v	3500	6000	4000	6000	7000	7500	13000	13000	6000	7000	17000	---	
ABSOLUTE MAXIMUM RATINGS AT 25°C																	
Reverse Voltage			V	V _R	5	5	5	5	5	5	5	5	5	5	5	5	
Forward Current (avg)			mA	I _F	20	20	20	20	20	20	20	20	20	20	20	20	
Peak Forward Current (T<1μs)			mA	I _{FS}	80	80	80	80	80	80	80	80	80	80	80	80	
Operating / Storage Temperature Range			-10° C to + 85° C														
Lead Soldering Temperature			< 260° C for 5 Seconds														
Series Resistor to be used per segment : 300 Ohms @ 5V Supply (OR) 50 to 100 Ohms @ 3V Supply																	

ELECTRICAL CHARACTERISTIC CURVES



1. AlGaAs : I, SR

2. GaP : G

3 & 4. AllnGaP : SG, SY, SA, UR, SO

5. GaInN : B, BG, UG, W

KPC/KLT36XX

Rev. 00

1-1-04



KWALITY PHOTONICS PRIVATE LIMITED

29, EC Kushaiguda, Hyderabad-500 062, INDIA. Ph : 91-040-27123555, 27136252 Fax : 91-040-27124762
Email : kwality@kwalityindia.com www.kwalityindia.com